

## What's HMA-2?


This is an adapter for holding a bike on a bicycle maintenance stand when you don't want to clamp the bike frame directly or there is no appropriate area you can clamp safely. Set this adapter on your stand and just place the saddle between the bars, then the bike will be held easily.

HMA-2



Warranty Period : 1 Year

For more details, please visit [www.minoura.jp/english](http://www.minoura.jp/english)



When the bike is in the stand with both wheels attached, the front wheel will be lower than the rear due to weight distribution. To maintain stability we recommend having the front wheel just touching the floor.

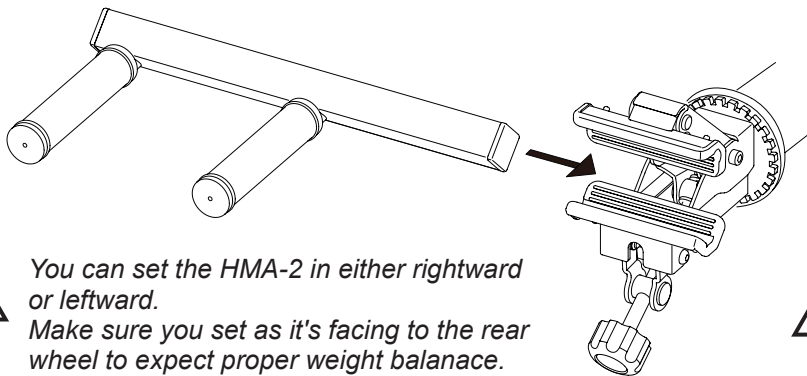


Removing either wheel will cause the bike to become unstable. Be careful to keep the bike balanced in this situation.

## How To Use

1

Set the HMA-2 as two bars facing to you, and clamp the square tube with the clamp jaws.



You can set the HMA-2 in either rightward or leftward. Make sure you set as it's facing to the rear wheel to expect proper weight balance.



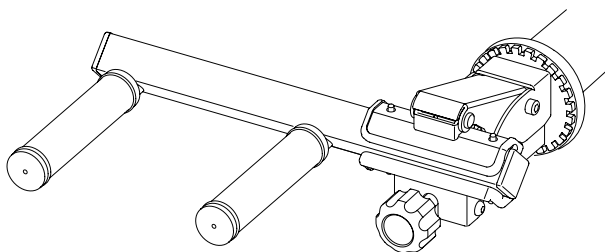
Make sure to clamp the square tube in the full width of the jaws. Failure to do so may cause the jaws to open and result in the bike coming off the stand.



Please keep the bars horizontal, but tipped up slightly when clamped if possible. Any other position could cause the bike to become unstable in the stand.

2

Clamp the HMA-2 tightly. If it becomes loose, the bike and adapter could fall off.



### HINT

If the rubber grip has been damaged, you can replace it with the standard handlebar grip (for 7/8" = 22.2mm diameter).

## Contact

MINOURA JAPAN

Made in Japan

1197-1 Godo, Anpachi, Gifu 503-2305 Japan

Fax: +81-584-27-7505

Email: [minoura@minoura.jp](mailto:minoura@minoura.jp)

Web: [www.minoura.jp](http://www.minoura.jp)