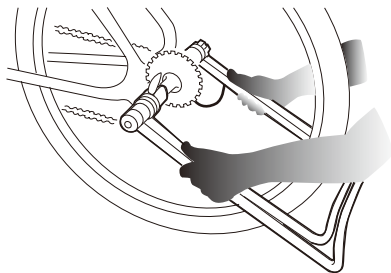


How To Use

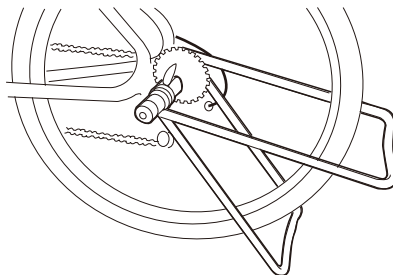
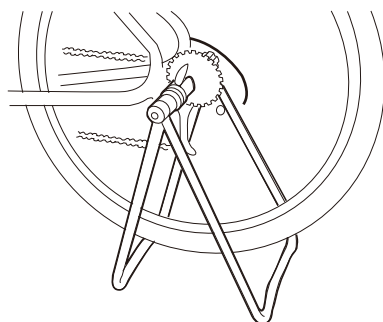


Caution



Hold the DS-30MP with both hands, and hook the left side coupling (the larger one) onto the left side rear wheel hub end (the lever side on Q/R).


While spreading the legs, hook the right side coupling (the smaller one) onto the right side hub end (the nut side on Q/R).




Open the legs and stand the bike. Depending on the Q/R lever design, hold the lever from top and bottom side by rotating the coupling inner holder. (refer to the bottom of the page)

DS-30MP can be set in two different height. To use with larger diameter wheel (26 – 29 inch, including 700c), open the inner leg by pulling backward. To use with smaller diameter wheel (up to 24-inch), open the inner leg by pushing forward.

After removing DS-30MP, make sure if the Q/R lever has been loosened.

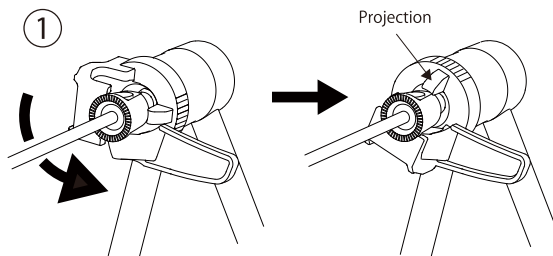


Do not ride on the bike supported by DS-30MP.

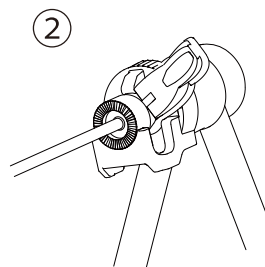


Do not ride the bike while the DS-30MP is installed.

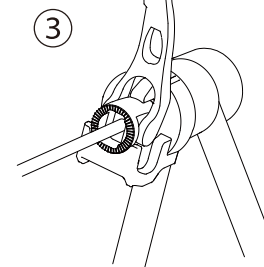
Using Inner Holder



- ① Side-Lever Type (Shimano, etc)
Apply the projection beside the Q/R lever, and rotate the inner holder to hold the lever base.



- ② End-Lever Type (Mavic, etc)
Place the Q/R lever between the projection and the hook of the inner holder. Be sure the hook supports the Q/R securely from the bottom.



- ③ Bridge-Lever Type (Campagnolo / Fulcrum)
Insert the projection into the hole on the lever.



The coupling design is not perfect. Please be sure there should be some Q/R types in the market that are not compatible with this stand.

Contact

If you have questions or need help, first contact the **store** you purchased the product or the **distributor** in your country. If your question remains unanswered, then contact us here;

MINOURA JAPAN (for ALL customers)

1197-1 Godo, Anpachi, Gifu 503-2305 Japan
Phone: +81-584-27-3131 / Fax: +81-584-27-7505
Email: minoura@minoura.jp / Web: www.minoura.jp

MINOURA North America (for U.S. residents ONLY)

Hayward, California, U.S.A.
Phone: 1-510-538-8599 / Fax: 1-510-538-5899
Email: support@minourausa.com